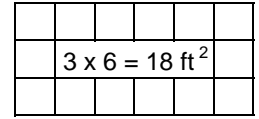
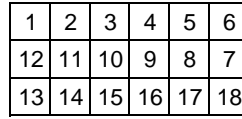
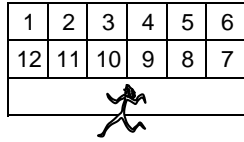
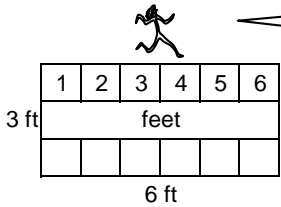


AREA IS THE NUMBER OF SQUARE UNITS INSIDE A FLAT SURFACE OR SHAPE.

HELPFUL EXAMPLE

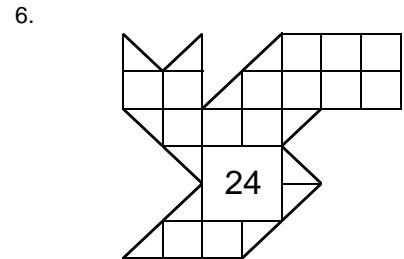
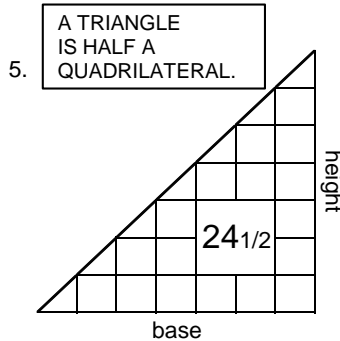
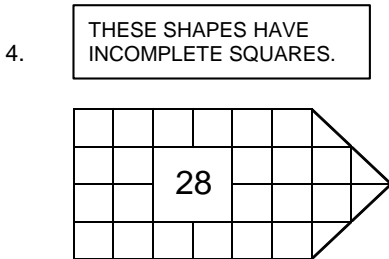
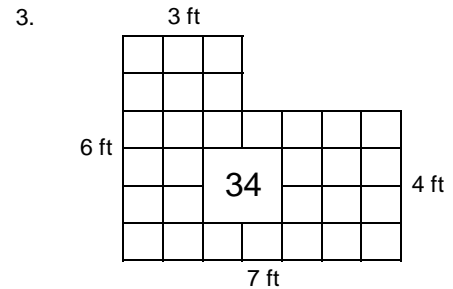
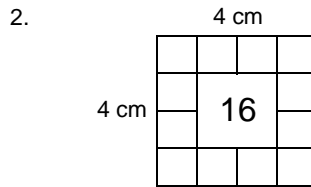
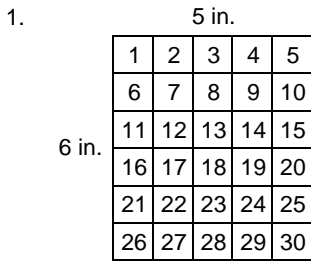
TO FIND THE AREA YOU NEED TO COUNT THE NUMBER OF SQUARES INSIDE THE SHAPES. BE CAREFUL SOMETIMES THE SQUARES ARE CUT INTO PIECES (THEY ARE NOT WHOLE).



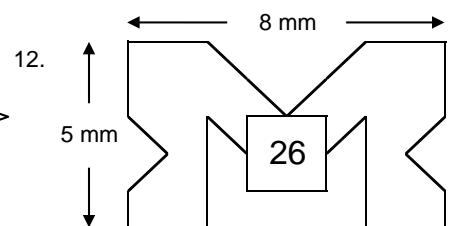
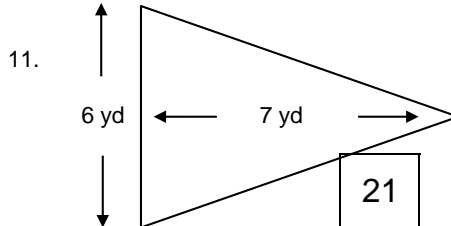
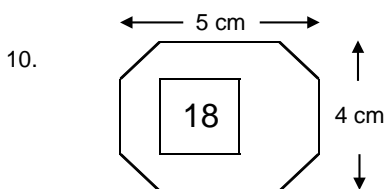
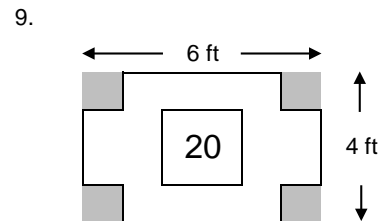
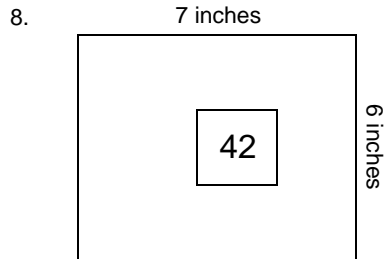
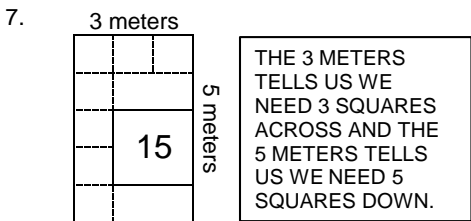
IF YOU COUNT ALL THE SQUARES, YOU WILL GET 18 SQUARES OR 18 SQUARE FEET.

DO YOU SEE ANY SHORTCUTS TO SOLVE THIS PROBLEM QUICKER?

NOW YOUR TURN. FIND THE AREA OF EACH FIGURE.

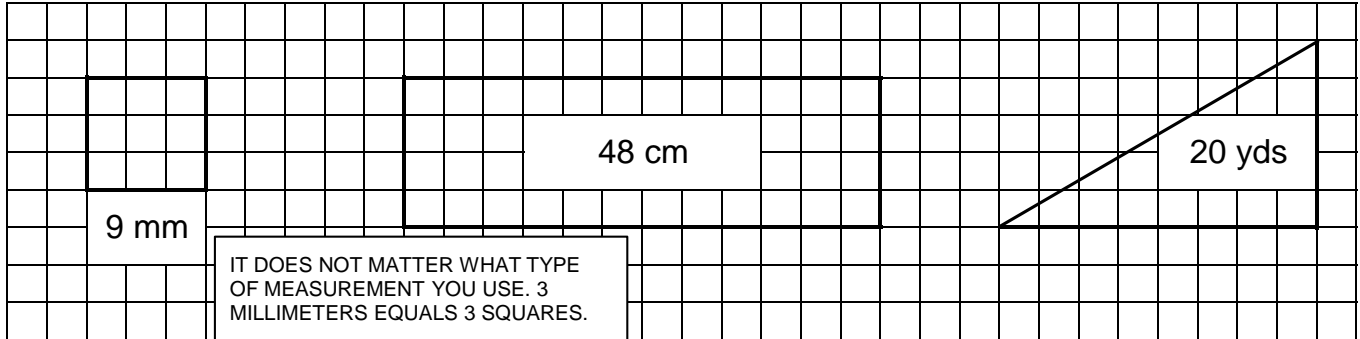


MOST OF THE TIME THE SHAPES WILL NOT HAVE THE SQUARES ALREADY IN THEM. DRAW IN THE SQUARES AND FIND THE AREA. SOME OF YOUR ANSWERS WILL NOT BE PERFECT BECAUSE THE SQUARES ARE CUT INTO PIECES. THIS IS CALLED AN APPROXIMATION.

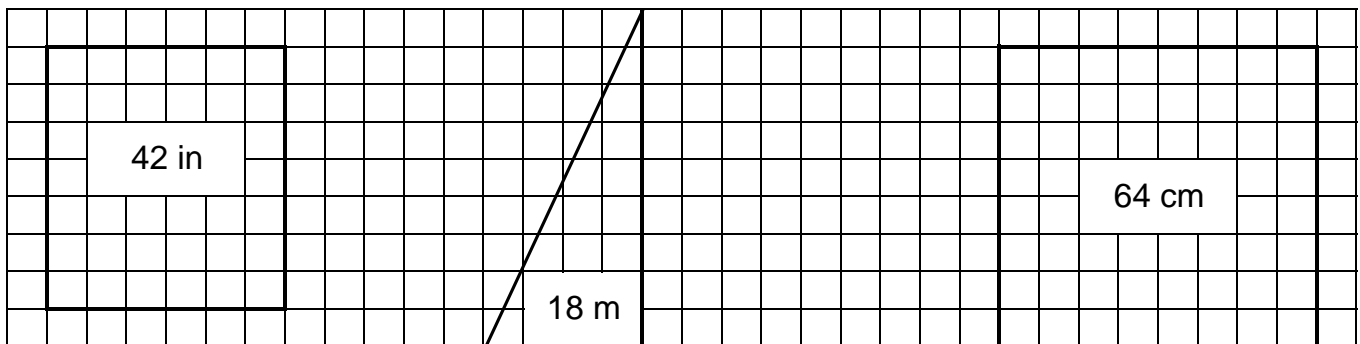


USE THE GIVEN INFORMATION TO DRAW THE SHAPE AND CALCULATE THE AREA.

- 1. One side of a square equals 3 mm. What is the area?
- 2. Find the area of a rectangle that measures 12 cm by 4 cm.
- 3. What is the approximate area of a triangle that has a base of 8 yards and a height of 5 yards?



- 4. Find the area of a shape that has two parallel sides each equaling 6 inches and two other parallel sides that each equal 7 inches.
- 5. What is the approximate area of a triangle with a base of 4 meters and a height of 9 meters?
- 6. Find the area of a square with a side that equals 8 cm side.



- 7. Find the approximate area of a circle with a diameter of 4 meters.
- 8. Find the approximate area of a circle with a diameter of 8 inches.
- 9. Find the approximate area of a circle with a diameter of 6 miles.

